

Getting Started

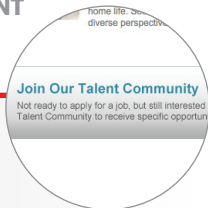
APPLYING AT
CAREERS.JNJ.COM

Go to careers.jnj.com to explore open positions and connect with us to learn about new opportunities across a range of job functions as they become available. Follow the instructions to join our talent community, search and apply for jobs, or notify friends of interesting job openings.

Register with Our Talent Community...

TO BE NOTIFIED OF SPECIFIC OPPORTUNITIES THAT MATCH YOUR INTERESTS

BY CLICKING THE
JOIN OUR TALENT
COMMUNITY
BUTTON...



- Go to careers.jnj.com and click on the "Join Our Talent Community" button at the bottom left of the page
- Register for e-mail notifications using your LinkedIn credentials or by completing our contact information form

OR CLICKING A
FEATURED JOB
LINK...



- Go to careers.jnj.com and select the job function you want to explore from the **Featured Job Opportunities** on the right side of the page
- Click the "E-mail jobs to me..." link that appears below the "Search by Keyword" entry field
- Register for your selected **Talent Community** using either your LinkedIn credentials or by completing our contact information form

OR USING THE
SEARCH JOBS
TOOL BAR...



- Go to careers.jnj.com and enter a search term into the Search Jobs Tool Bar, then press enter
- On the **Search Results** page, click the "E-mail jobs to me" drop-down link that appears below the "Search by Keyword" entry field
- Register for e-mail notifications through our **Talent Communities** using either your LinkedIn credentials or by completing our contact information form

HELPFUL HINTS...

- Avoid confusion by using the same credentials when registering with our **Talent Community** and **Job Application** sections
- Customize your Job Agent settings by clicking the "Join Our Talent Community" link at careers.jnj.com. Scroll to the bottom to make changes
- Use the "Update Your Applicant Profile" link at the bottom of any page to modify or update your profile



BE VITAL

Johnson & Johnson
FAMILY OF COMPANIES

FOLLOW US:

LinkedIn @JNJCareers @JNJUniversity Facebook

SEE REVERSE


View and Apply for Positions...

BY USING THE SEARCH JOBS TOOL BAR...



- Go to careers.jnj.com and use the Search Jobs Tool Bar to search by key words and/or location or by requisition number
- Scroll down the page to view the list of job postings that match the search criteria you entered
- Click any job title to view the description and requirements for that job and to apply

OR BROWSING FEATURED JOBS...



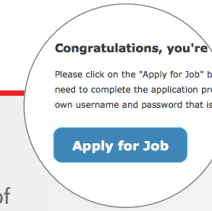
- Go to careers.jnj.com and select the job function you want to explore from the **Featured Job Opportunities** on the right side of the page
- Click any job title to view the description and requirements for that job and to apply

OR CHANGING YOUR COUNTRY/ LANGUAGE...



- Go to careers.jnj.com and select the job function you want to explore from the **Featured Job Opportunities** on the right side of the page
- Click the “Change Country/ Language” link at the top right of the page
- At the bottom left of the page, select the name of a world region, then choose a country/language combination
- The country/language choice you made will now be reflected in the Job Listing page

THEN CONFIRM...



- Confirm you are registered as a member of our **Talent Community**
- At the “Congratulations...” screen, press “Apply for Job”
- Review and accept the Privacy Policy
- Sign in (or register as a “New User”) in our **Job Application** section*
- In Source Tracking, tell us how you learned about this job opening
- Review your personal information for accuracy, and update your preferences for future notifications
- Provide your CV/résumé, manually or by uploading a document
- Complete the prescreening questions
- Review the Summary
- Submit

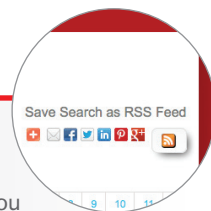
Share Job Lists or Postings with Friends...

SHARE JOB DESCRIPTIONS...



- At the top right of any **Job Description** page, you can share the job description with friends by clicking one of the social media buttons beneath the “Share this Job” heading

OR SHARE SEARCH RESULTS...



- At the top right of any **Search Results** page, you can subscribe to an RSS feed of those results or send a link for that search to friends by clicking one of the social media buttons beneath the “Save Search as RSS Feed” heading

OR SHARE FEATURED JOB LISTINGS...



- At the top right of any **Featured Job Opportunities** page, you can subscribe to an RSS feed of those results or send a link for that search to friends by clicking one of the social media buttons beneath the “Save Category as RSS Feed” heading

NOTE:

- Our **Talent Community** and **Job Application** sections each require a separate registration process. You will be asked to enter a user name and password as you enter each section

HELPFUL HINTS...

- You can quickly change your location and language settings by clicking the world map at the top right of any page

